

# 2017-2018 Polk County Schools State of the ARTS

*This annual report is based on FLDOE Fine Arts Enrollment Data including comparisons to the State and surrounding districts.*

## State-wide Statistics

\*Average GPA for  
**Fine Arts Students:**

**3.2**

non-Fine Arts  
Students: 2.7

\*SAT mean- Math  
**Fine Arts Students:**

**503**

non-Fine Arts  
Students: 489

\*SAT mean- Verbal  
**Fine Arts Students:**

**525**

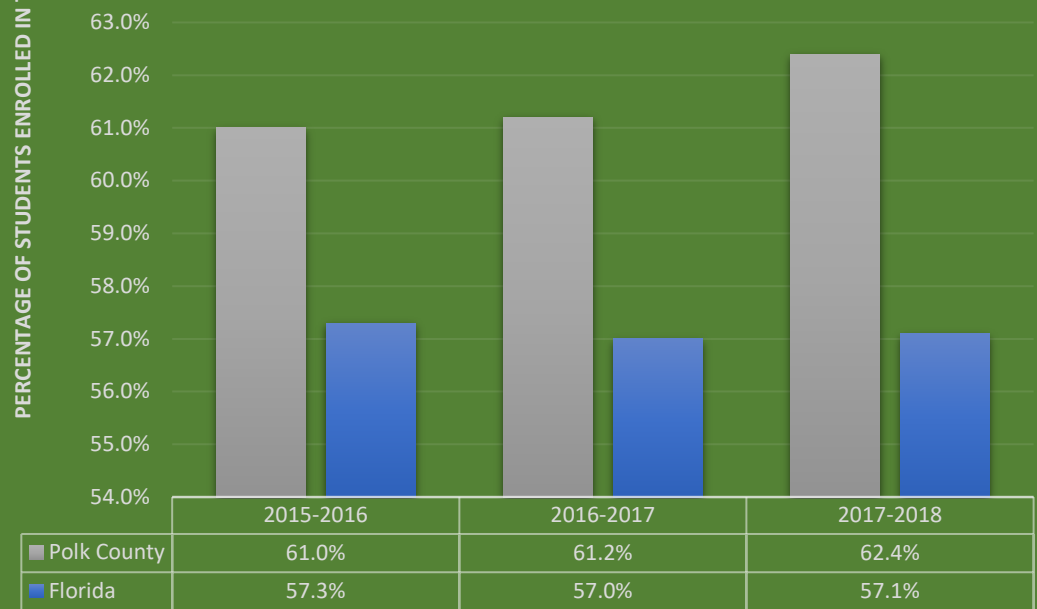
non-Fine Arts  
Students: 494.5

\*Average % of **Fine  
Arts Students who  
graduate:**


**92%**

State average: 75%

## Polk County Arts Enrollment vs. Florida Enrollment\*\*

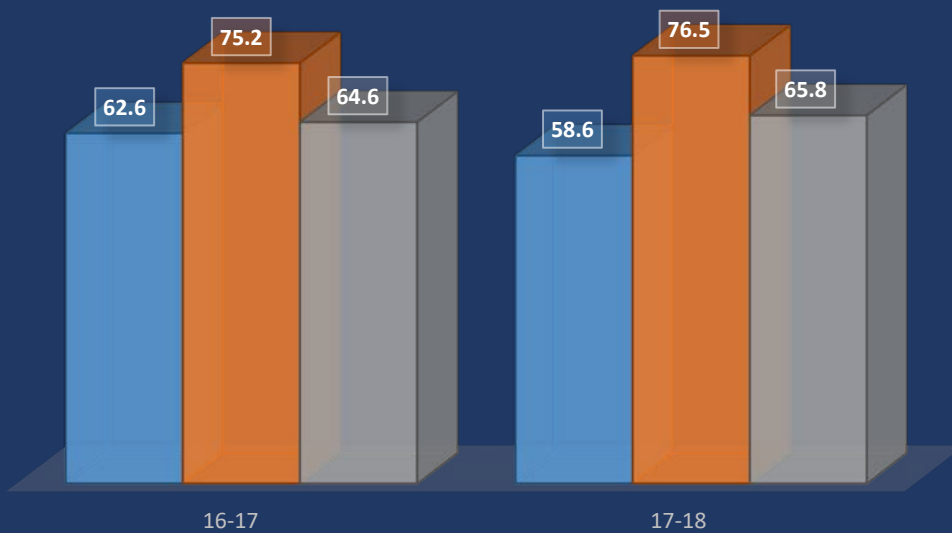


## Comparison of 17-18 Fine Arts Enrollment of Neighboring Counties\*\*



## FINE ARTS ENROLLMENT BY SUB-CATEGORIES\*\*

■ Students with Disabilities ■ English Language Learners ■ Economically Disadvantaged.



## Polk County Public Schools CLASSROOM DATA

\***EVERY** school in Polk County offers the ARTS!

\*Visual Arts and Music is taught in **EVERY** elementary school by certified teachers a minimum of 50 minutes per week.

\*Since 16-17, the number of Fine Arts teachers has steadily **increased**:

In 2018-19 we will have:

\***140** Visual Arts

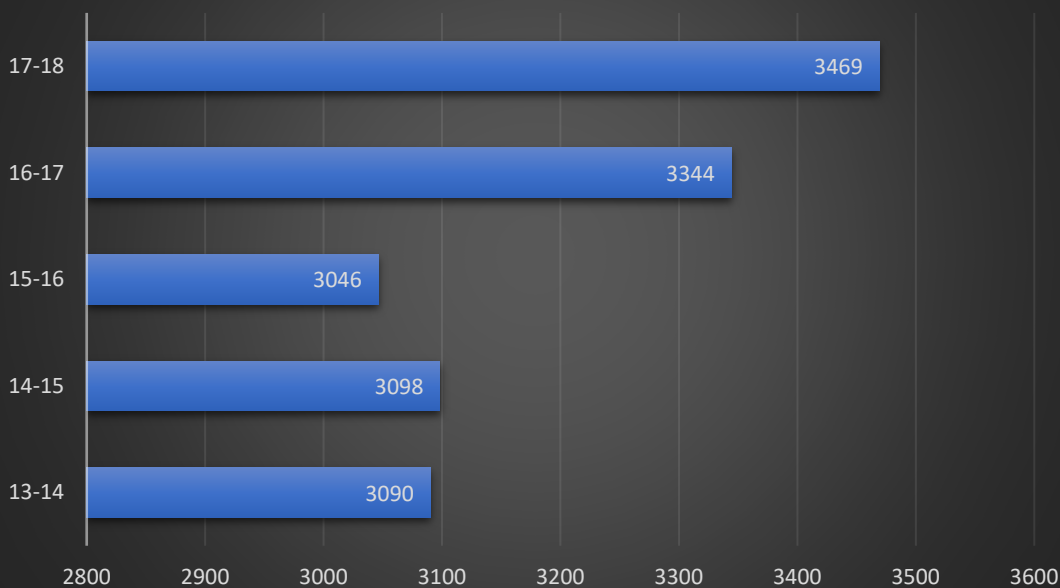
\***181** Music

\***39** Dance and Theatre

**360**

Fine Arts Teachers in Polk County Public Schools today!

## Number of Daily Fine Art Classes Offered \*\*



Data Gathered from:

\*\*FLDOE Fine Arts Enrollment <https://edstats.fldoe.org>

\*Center for Fine Arts Education Cohort Studies <http://cfaefl.org/advocacy>

